




These steps shows how to modify the front cowling on Seat Leon Cupra 5F.



Additional modifications may be required other than those displayed in this instruction.

Cut the upper right AC condenser bracket as marked on the photo.












Extra photos:



Extra photos:



Extra photos:

